

SUPERBABY
by Stephanie Parsley Ledyard
illustrated by Lincoln Agnew

NEAL PORTER BOOKS
HOLIDAY HOUSE
HolidayHouse.com

May be reproduced at no charge.
Illustrations © 2023 by Lincoln Agnew

Mr. Stuffie's Feelings

Superbaby's sidekick has some big emotions.


Can you point to the pictures where Mr. Stuffie looks happy?

What about sad or worried?

Can you think of a time when you had a big feeling?

What was it?

How did you show this feeling?



SUPERBABY
by Stephanie Parsley Ledyard
illustrated by Lincoln Agnew

NEAL PORTER BOOKS
HOLIDAY HOUSE
HolidayHouse.com

May be reproduced at no charge.
Illustrations © 2023 by Lincoln Agnew

Toy Matching Game



Preparation

- Print the following 2 pages of image-card pairs onto paper or card stock.
- Cut pages into 12 cards to end up with 6 pairs of matching toys.

Level One (Younger)—Matching


- Play alongside a caregiver.
- Start with just a few sets of cards/images.
- Shuffle the cards, and lay them face-up on a flat surface.
- Goal: Identify matching pairs by pointing at or picking up the image cards.
- Extension: Encourage the child to find or point to a similar toy in the surrounding area.

Level Two (Older)—Memory

- Play alongside a caregiver, alone, or with a friend.
- Shuffle the cards, and lay them face-down on a flat surface.
- Goal: Find, remember and select the matching pairs of toys/cards.
- Draw two cards at a time. If the image pairs match, set them aside. If they do not match, return them to their place, face-down.
- If playing together, take turns.
- Play until all the image pairs are matched.

Extend the fun!

Match the images with real toys in the child's life. For example, take the image of Superbaby's lovie, Mr. Stuffie, and ask about the child's favorite stuffed animal or toy. Compare and contrast—what color, how big, what type of item (doll, animal, critter, toy). Caregivers, don't be left out! Take a moment to tell something about your favorite childhood toy or stuffed animal, too.




SUPERBABY
by Stephanie Parsley Ledyard
illustrated by Lincoln Agnew

NEAL PORTER BOOKS
HOLIDAY HOUSE
HolidayHouse.com

May be reproduced at no charge.
Illustrations © 2023 by Lincoln Agnew




Toy Matching Game Page 1



SUPERBABY
by Stephanie Parsley Ledyard
illustrated by Lincoln Agnew

NEAL PORTER BOOKS
HOLIDAY HOUSE
HolidayHouse.com

May be reproduced at no charge.
Illustrations © 2023 by Lincoln Agnew



SUPERBABY
by Stephanie Parsley Ledyard
illustrated by Lincoln Agnew

NEAL PORTER BOOKS
HOLIDAY HOUSE
HolidayHouse.com

May be reproduced at no charge.
Illustrations © 2023 by Lincoln Agnew

Shapes & Scissor Skills



Superbaby is too young to use scissors, but maybe YOU can help by cutting or tearing some of these shapes.

Preparation:


- Print page 1 (the next page), or draw your own shapes onto paper.
- For collage art or to use as a puzzle, print pages 2 or 3.
- Scissors, glue/tape, and crayons will add to the fun.

Activity Pages:

- Look at Superbaby's big head. What shape is it? Let's make our own baby character out of shapes.
- Use crayon to trace and/or color the dotted shapes from page 1.
- Use safe scissors to cut the shapes.
- Arrange the shapes to create your own superbaby. Color if you'd like.
- Add a cape or blanket—decorate it with dots or stickers.
- Use pages 2 or 3 for collages, coloring, or puzzle surfaces.
- If not using glue or tape, rearrange the shapes into other characters.

Extend the fun:

- What other shapes do you see on the pages of Superbaby?
- Identify and name shapes inside and outside—in toys, playground equipment, trees, buildings, and more.

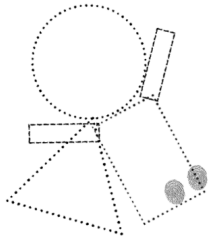


SUPERBABY
by Stephanie Parsley Ledyard
illustrated by Lincoln Agnew


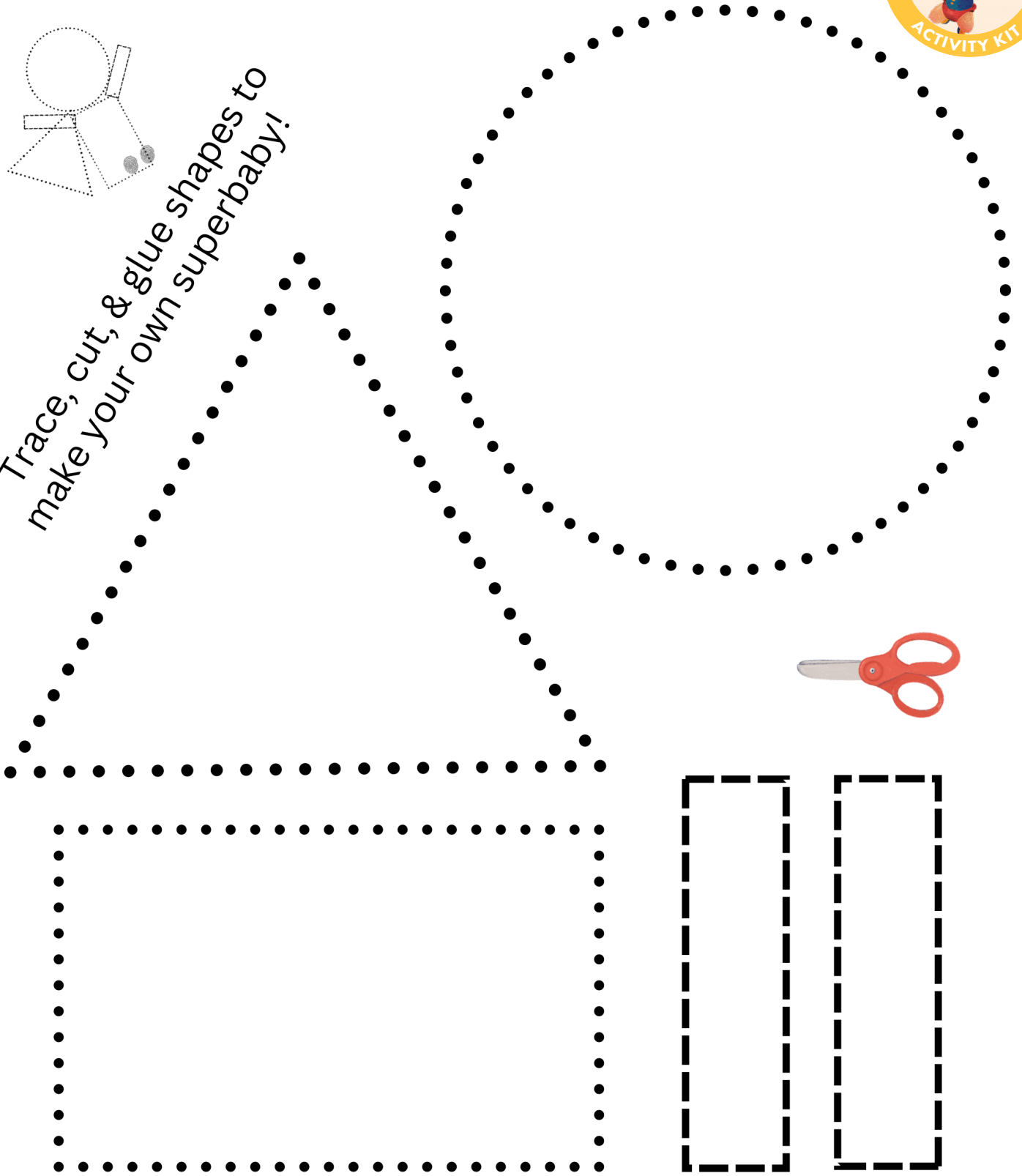
NEAL PORTER BOOKS
HOLIDAY HOUSE
HolidayHouse.com

May be reproduced at no charge.
Illustrations © 2023 by Lincoln Agnew

Shapes & Scissor Skills Page 1



Trace, cut, & glue shapes to
make your own superbaby!



SUPERBABY
by Stephanie Parsley Ledyard
illustrated by Lincoln Agnew


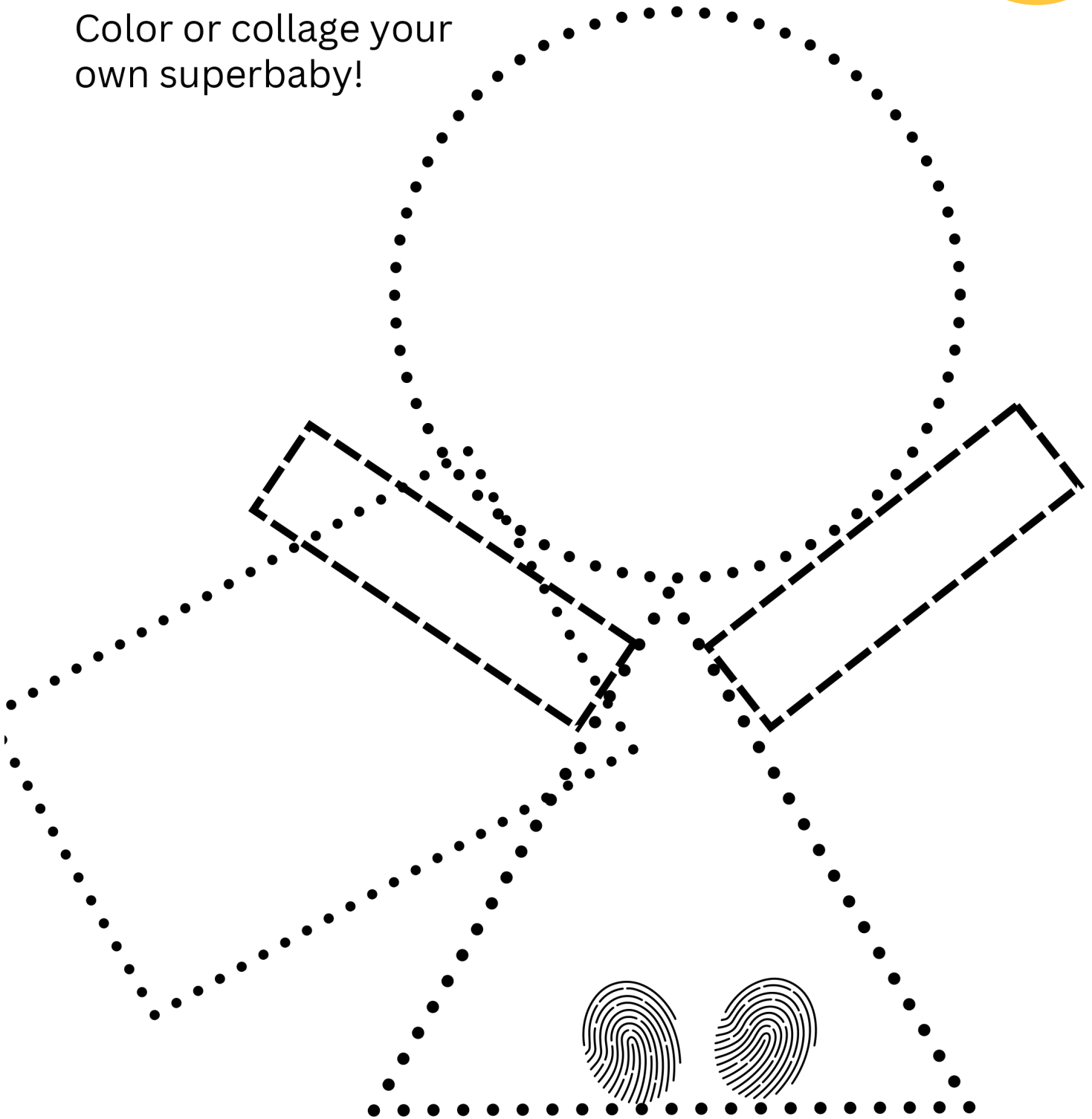
NEAL PORTER BOOKS
HOLIDAY HOUSE
HolidayHouse.com

May be reproduced at no charge.
Illustrations © 2023 by Lincoln Agnew

Shapes & Scissor Skills Page 2



Color or collage your own superbaby!



SUPERBABY
by Stephanie Parsley Ledyard
illustrated by Lincoln Agnew


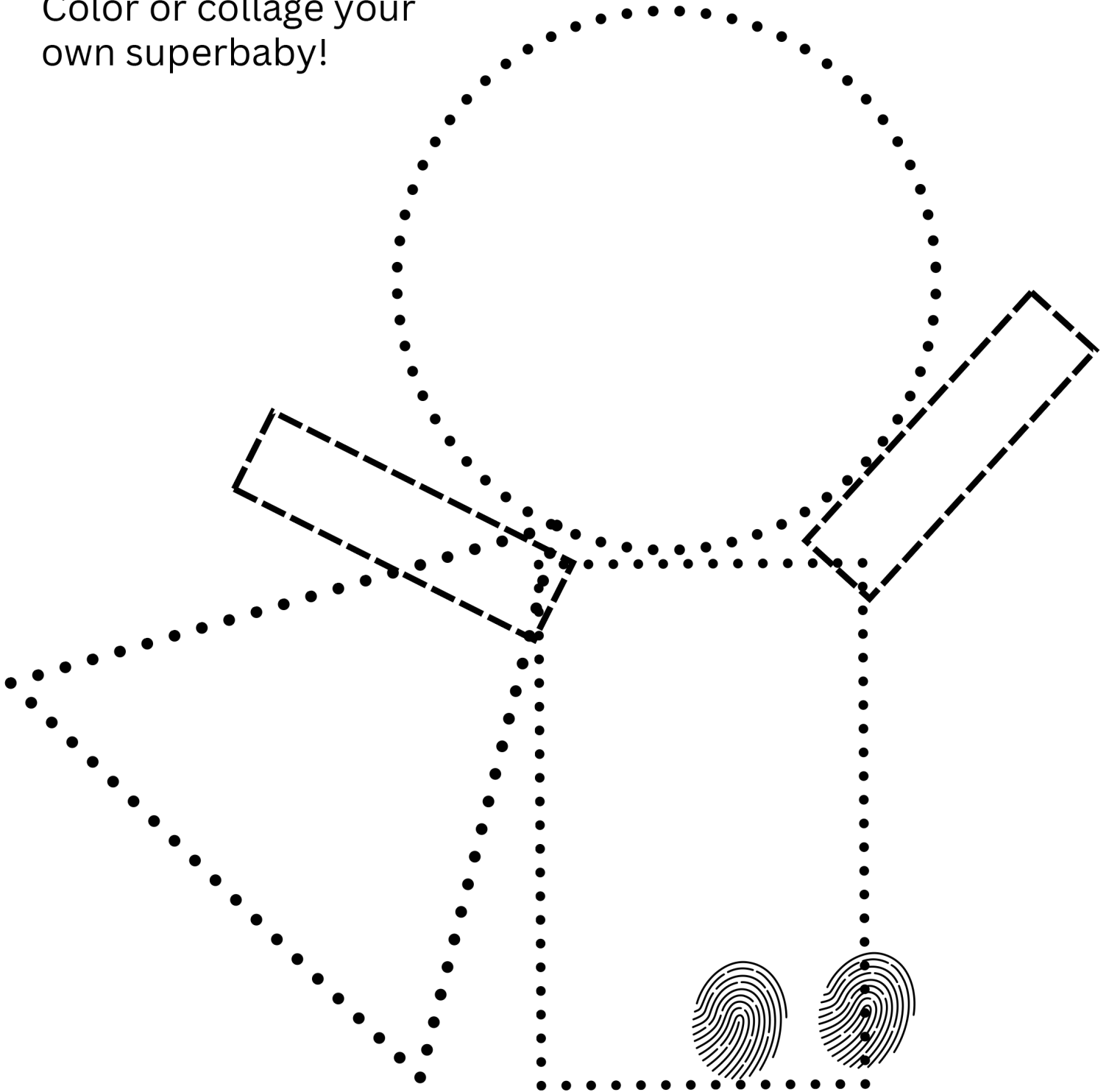
NEAL PORTER BOOKS
HOLIDAY HOUSE
HolidayHouse.com

May be reproduced at no charge.
Illustrations © 2023 by Lincoln Agnew

Shapes & Scissor Skills Page 3



Color or collage your own superbaby!





SUPERBABY
by Stephanie Parsley Ledyard
illustrated by Lincoln Agnew

NEAL PORTER BOOKS
HOLIDAY HOUSE
HolidayHouse.com

May be reproduced at no charge.
Illustrations © 2023 by Lincoln Agnew



SUPERBABY





SUPERBABY
by Stephanie Parsley Ledyard
illustrated by Lincoln Agnew

NEAL PORTER BOOKS
HOLIDAY HOUSE
HolidayHouse.com

May be reproduced at no charge.
Illustrations © 2023 by Lincoln Agnew

Color SUPERBABY Page 2




SUPERBABY
by Stephanie Parsley Ledyard
illustrated by Lincoln Agnew

NEAL PORTER BOOKS
HOLIDAY HOUSE
HolidayHouse.com

May be reproduced at no charge.
Illustrations © 2023 by Lincoln Agnew

Color SUPERBABY Page 3





SUPERBABY
by Stephanie Parsley Ledyard
illustrated by Lincoln Agnew

NEAL PORTER BOOKS
HOLIDAY HOUSE
HolidayHouse.com

May be reproduced at no charge.
Illustrations © 2023 by Lincoln Agnew

Connect Mr. Stuffie's Dots






SUPERBABY
by Stephanie Parsley Ledyard
illustrated by Lincoln Agnew

NEAL PORTER BOOKS
HOLIDAY HOUSE
HolidayHouse.com

May be reproduced at no charge.
Illustrations © 2023 by Lincoln Agnew

SUPERMAZE

Help Mr. Stuffie get to SUPERBABY!



SUPERBABY
by Stephanie Parsley Ledyard
illustrated by Lincoln Agnew

NEAL PORTER BOOKS
HOLIDAY HOUSE
HolidayHouse.com

May be reproduced at no charge.
Illustrations © 2023 by Lincoln Agnew